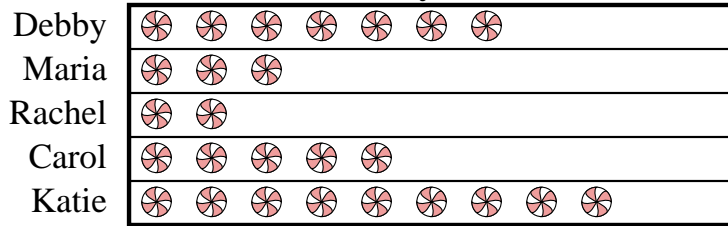




Solve each problem.

Debby and her friends were comparing the amount of candy they received on Halloween. They recorded their information in the pictograph below.

Candy Haul



= 4 kilograms of candy

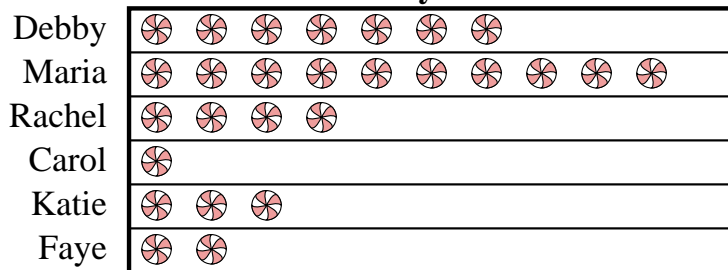
- Who got the most candy?
- Who got the least amount of candy?
- Who got more candy, Maria or Carol?
- How many kilograms of candy did Maria get?
- How many kilograms of candy did Rachel get?

Answers

- _____
- _____
- _____
- _____
- _____
- _____
- _____
- _____
- _____
- _____

Debby and her friends were comparing the amount of candy they received on Halloween. They recorded their information in the pictograph below.

Candy Haul



= 9 kilograms of candy

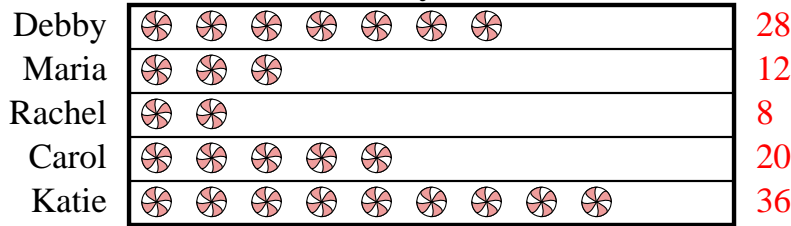
- Who got the most candy?
- Who got the least amount of candy?
- Who got more candy, Faye or Katie?
- How many kilograms of candy did Katie get?
- How many kilograms of candy did Rachel get?



Solve each problem.

Debby and her friends were comparing the amount of candy they received on Halloween. They recorded their information in the pictograph below.

Candy Haul



 = 4 kilograms of candy

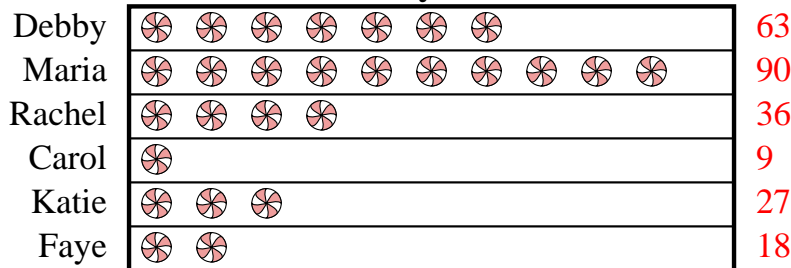
- Who got the most candy?
- Who got the least amount of candy?
- Who got more candy, Maria or Carol?
- How many kilograms of candy did Maria get?
- How many kilograms of candy did Rachel get?

Answers

- Katie
- Rachel
- Carol
- 12
- 8
- Maria
- Carol
- Katie
- 27
- 36

Debby and her friends were comparing the amount of candy they received on Halloween. They recorded their information in the pictograph below.

Candy Haul



 = 9 kilograms of candy

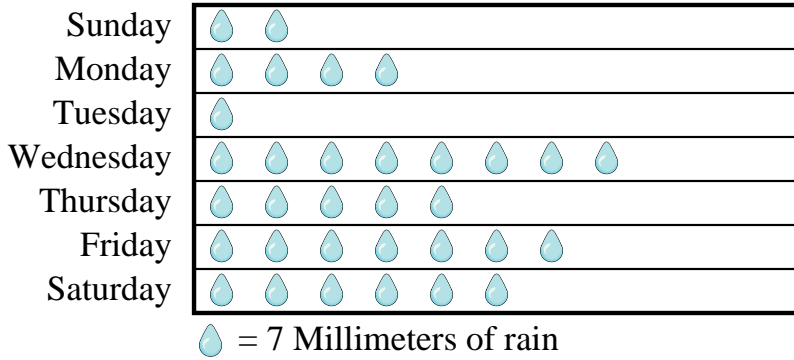
- Who got the most candy?
- Who got the least amount of candy?
- Who got more candy, Faye or Katie?
- How many kilograms of candy did Katie get?
- How many kilograms of candy did Rachel get?



Solve each problem.

Mr. Sanders class was performing an experiment to see which day of the week had the most rain. His class recorded their information in the pictograph below.

Millimeters of Rain



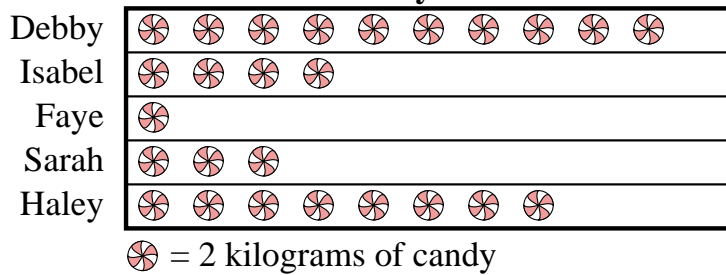
- 1) Which day had the most rain?
- 2) Which day had the least rain?
- 3) Did it rain more on Sunday or Monday?
- 4) How much rain was there on Wednesday?
- 5) How much rain was there on Monday?

Answers

1. _____
2. _____
3. _____
4. _____
5. _____
6. _____
7. _____
8. _____
9. _____
10. _____

Debby and her friends were comparing the amount of candy they received on Halloween. They recorded their information in the pictograph below.

Candy Haul

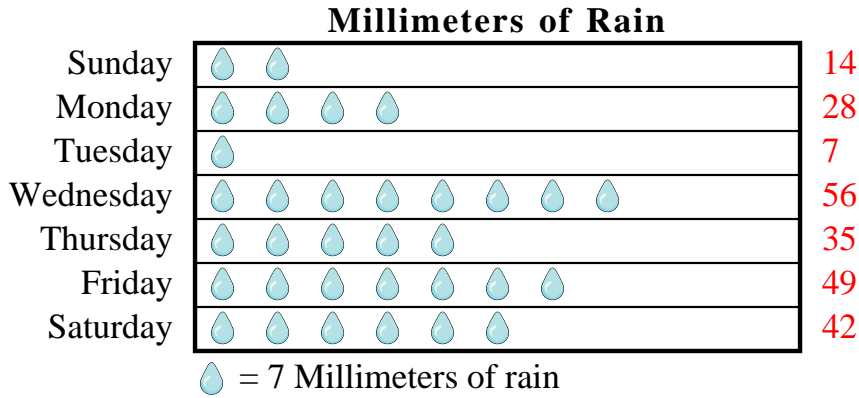


- 6) Who got the most candy?
- 7) Who got the least amount of candy?
- 8) Who got more candy, Sarah or Isabel?
- 9) How many kilograms of candy did Sarah get?
- 10) How many kilograms of candy did Debby get?



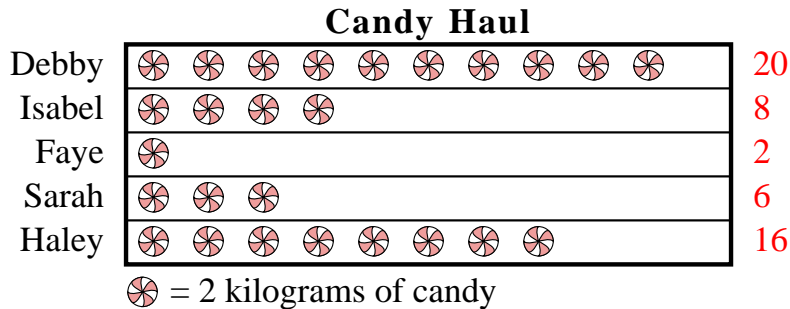
Solve each problem.

Mr. Sanders class was performing an experiment to see which day of the week had the most rain. His class recorded their information in the pictograph below.



- 1) Which day had the most rain?
- 2) Which day had the least rain?
- 3) Did it rain more on Sunday or Monday?
- 4) How much rain was there on Wednesday?
- 5) How much rain was there on Monday?

Debby and her friends were comparing the amount of candy they received on Halloween. They recorded their information in the pictograph below.



- 6) Who got the most candy?
- 7) Who got the least amount of candy?
- 8) Who got more candy, Sarah or Isabel?
- 9) How many kilograms of candy did Sarah get?
- 10) How many kilograms of candy did Debby get?

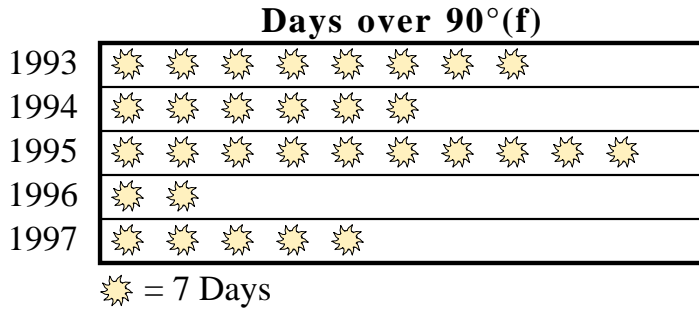
Answers

1. **Wednesday**
2. **Tuesday**
3. **Monday**
4. **56**
5. **28**
6. **Debby**
7. **Faye**
8. **Isabel**
9. **6**
10. **20**



Solve each problem.

A weatherman was recording the number of days where the temperature was over 90°. He recorded the information in the pictograph below.




- 1) Which year had the most days where the temperature was over 90°?
- 2) Which year had the fewest days where the temperature was over 90°?
- 3) Which year had more days over 90°, 1997 or 1994?
- 4) How many days was the temperature over 90° in 1993?
- 5) How many days was the temperature over 90° in 1997?

Answers

1. _____
2. _____
3. _____
4. _____
5. _____
6. _____
7. _____
8. _____
9. _____
10. _____

At a fundraiser students from Mrs. Long's class were selling ice cream cones. Mrs. Long recorded their sales information in the pictograph below.

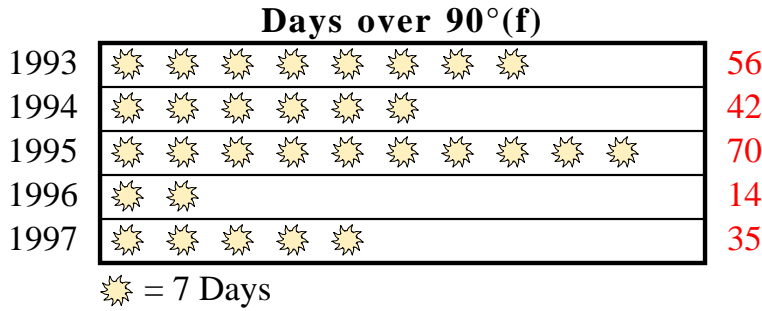


- 6) Which day did they sell the most ice cream cones?
- 7) Which day did they sell the fewest ice cream cones?
- 8) Did they sell more cones on Monday or Wednesday?
- 9) How many ice cream cones did they sell on Wednesday?
- 10) How many ice cream cones did they sell on Tuesday?



Solve each problem.

A weatherman was recording the number of days where the temperature was over 90°. He recorded the information in the pictograph below.




- Which year had the most days where the temperature was over 90°?
- Which year had the fewest days where the temperature was over 90°?
- Which year had more days over 90°, 1997 or 1994?
- How many days was the temperature over 90° in 1993?
- How many days was the temperature over 90° in 1997?

Answers

- 1995
- 1996
- 1994
- 56
- 35
- Tuesday
- Sunday
- Wednesday
- 25
- 50

At a fundraiser students from Mrs. Long's class were selling ice cream cones. Mrs. Long recorded their sales information in the pictograph below.



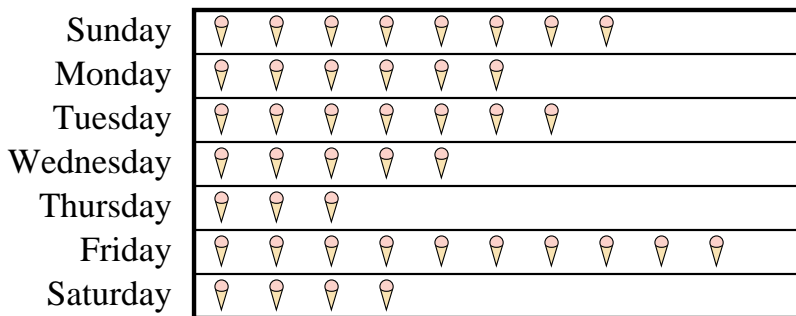
- Which day did they sell the most ice cream cones?
- Which day did they sell the fewest ice cream cones?
- Did they sell more cones on Monday or Wednesday?
- How many ice cream cones did they sell on Wednesday?
- How many ice cream cones did they sell on Tuesday?



Solve each problem.

At a fundraiser students from Mrs. Long's class were selling ice cream cones. Mrs. Long recorded their sales information in the pictograph below.

Cones Sold



= 3 Cones Sold

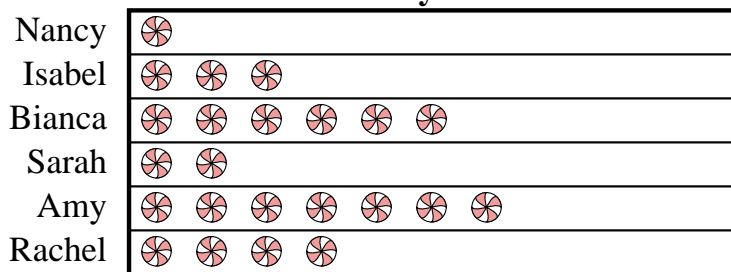
- 1) Which day did they sell the most ice cream cones?
- 2) Which day did they sell the fewest ice cream cones?
- 3) Did they sell more cones on Saturday or Wednesday?
- 4) How many ice cream cones did they sell on Thursday?
- 5) How many ice cream cones did they sell on Monday?

Answers

1. _____
2. _____
3. _____
4. _____
5. _____
6. _____
7. _____
8. _____
9. _____
10. _____

Nancy and her friends were comparing the amount of candy they received on Halloween. They recorded their information in the pictograph below.

Candy Haul



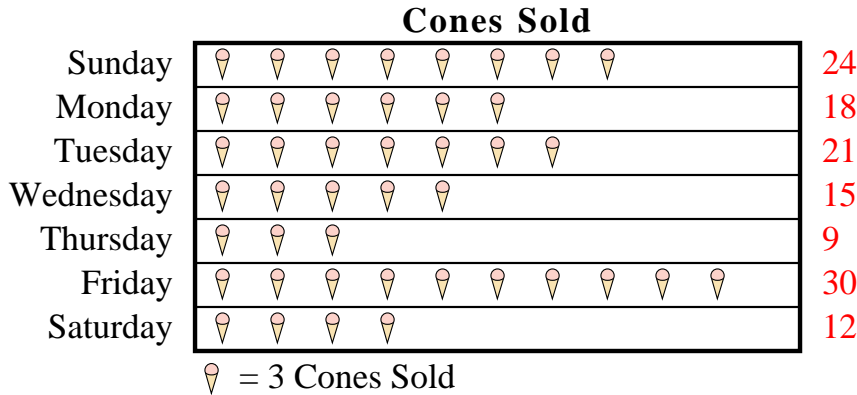
= 8 kilograms of candy

- 6) Who got the most candy?
- 7) Who got the least amount of candy?
- 8) Who got more candy, Sarah or Isabel?
- 9) How many kilograms of candy did Amy get?
- 10) How many kilograms of candy did Rachel get?



Solve each problem.

At a fundraiser students from Mrs. Long's class were selling ice cream cones. Mrs. Long recorded their sales information in the pictograph below.

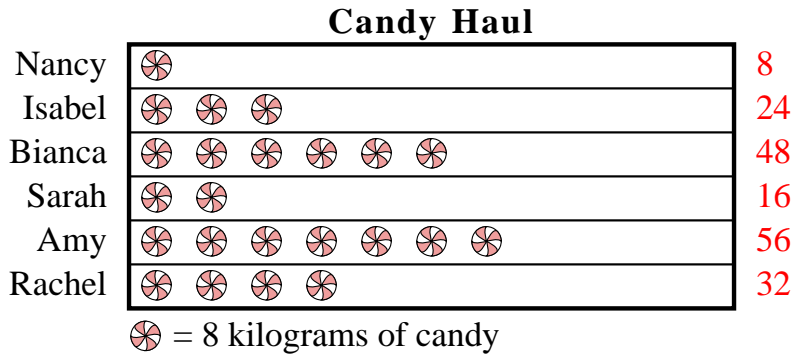


- 1) Which day did they sell the most ice cream cones?
- 2) Which day did they sell the fewest ice cream cones?
- 3) Did they sell more cones on Saturday or Wednesday?
- 4) How many ice cream cones did they sell on Thursday?
- 5) How many ice cream cones did they sell on Monday?

Answers

1. Friday
2. Thursday
3. Wednesday
4. 9
5. 18
6. Amy
7. Nancy
8. Isabel
9. 56
10. 32

Nancy and her friends were comparing the amount of candy they received on Halloween. They recorded their information in the pictograph below.



- 6) Who got the most candy?
- 7) Who got the least amount of candy?
- 8) Who got more candy, Sarah or Isabel?
- 9) How many kilograms of candy did Amy get?
- 10) How many kilograms of candy did Rachel get?



Solve each problem.

Edward and his friends were trying to see who could catch the most bugs in a day. They recorded their information in the pictograph below.

Bug Catching Contest



= 6 Bugs


- Who caught the greatest number of bugs?
- Who caught the fewest number of bugs?
- Who caught more bugs, Paul or Oliver?
- How many bugs did Jerry catch?
- How many bugs did Will catch?

Answers

- _____
- _____
- _____
- _____
- _____
- _____
- _____
- _____
- _____
- _____

Several students were helping to decorate the school halls by drawing pictures to hang up. The pictograph below shows the number of pictures each student drew.

Pictures Drawn



= 3 pictures drawn


- Who drew the most pictures?
- Who drew the fewest pictures?
- Did Nancy or Tiffany draw more pictures?
- How many pictures did Lana draw?
- How many pictures did Tiffany draw?



Solve each problem.

Edward and his friends were trying to see who could catch the most bugs in a day. They recorded their information in the pictograph below.

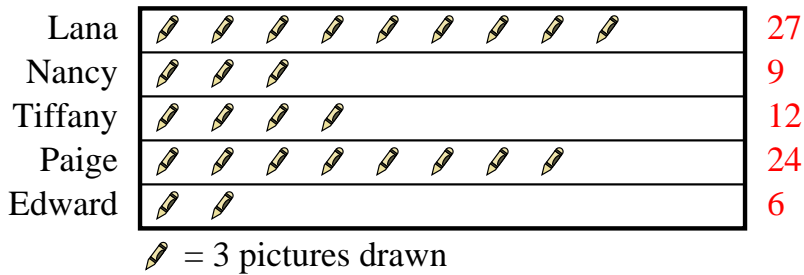
Bug Catching Contest



- Who caught the greatest number of bugs?
- Who caught the fewest number of bugs?
- Who caught more bugs, Paul or Oliver?
- How many bugs did Jerry catch?
- How many bugs did Will catch?

Several students were helping to decorate the school halls by drawing pictures to hang up. The pictograph below shows the number of pictures each student drew.

Pictures Drawn



- Who drew the most pictures?
- Who drew the fewest pictures?
- Did Nancy or Tiffany draw more pictures?
- How many pictures did Lana draw?
- How many pictures did Tiffany draw?

Answers

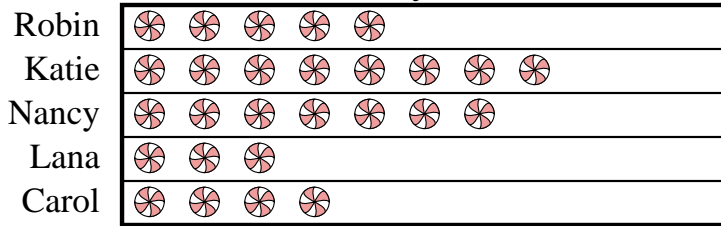
- Roger
- Jerry
- Oliver
- 12
- 36
- Lana
- Edward
- Tiffany
- 27
- 12



Solve each problem.

Robin and her friends were comparing the amount of candy they received on Halloween. They recorded their information in the pictograph below.

Candy Haul



= 4 kilograms of candy

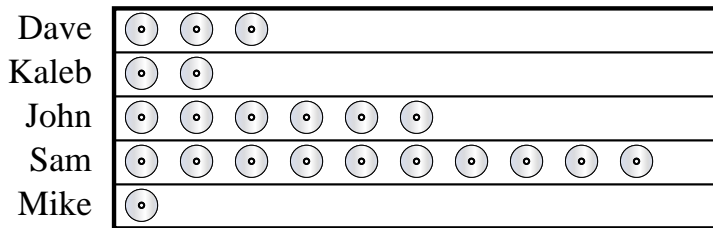
- Who got the most candy?
- Who got the least amount of candy?
- Who got more candy, Carol or Robin?
- How many kilograms of candy did Katie get?
- How many kilograms of candy did Lana get?

Answers

- _____
- _____
- _____
- _____
- _____
- _____
- _____
- _____
- _____
- _____

Dave and his friends were comparing the number of movies they owned. They organized the information in the pictograph below.

DVDs owned



= 2 DVDs

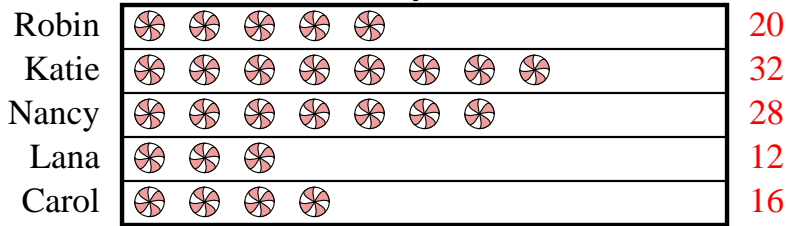
- Who owned the largest number of DVDs?
- Who owned the fewest DVDs?
- Who had more DVDs, Kaleb or Dave?
- How many DVDs did John own?
- How many DVDs did Mike own?



Solve each problem.

Robin and her friends were comparing the amount of candy they received on Halloween. They recorded their information in the pictograph below.

Candy Haul



= 4 kilograms of candy

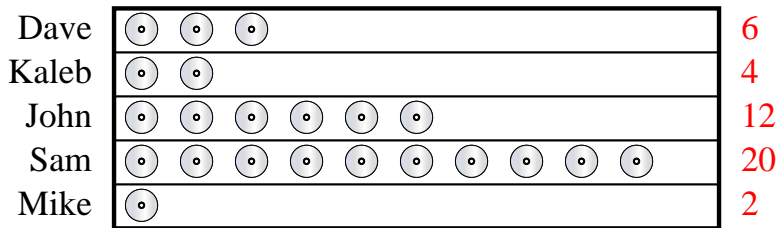
- Who got the most candy?
- Who got the least amount of candy?
- Who got more candy, Carol or Robin?
- How many kilograms of candy did Katie get?
- How many kilograms of candy did Lana get?

Answers

- Katie
- Lana
- Robin
- 32
- 12
- Sam
- Mike
- Dave
- 12
- 2

Dave and his friends were comparing the number of movies they owned. They organized the information in the pictograph below.

DVDs owned



= 2 DVDs

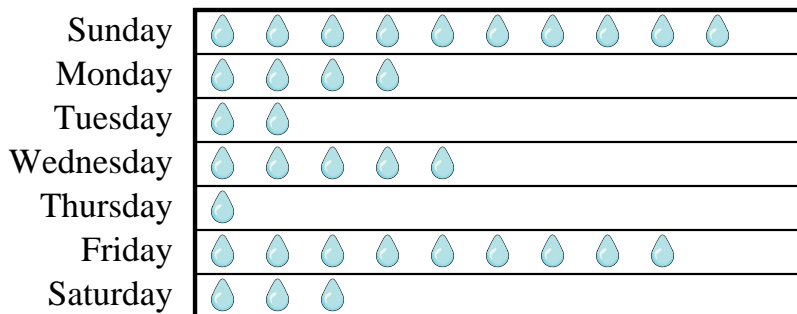
- Who owned the largest number of DVDs?
- Who owned the fewest DVDs?
- Who had more DVDs, Kaleb or Dave?
- How many DVDs did John own?
- How many DVDs did Mike own?



Solve each problem.

Mr. Sanders class was performing an experiment to see which day of the week had the most rain. His class recorded their information in the pictograph below.

Millimeters of Rain



= 6 Millimeters of rain

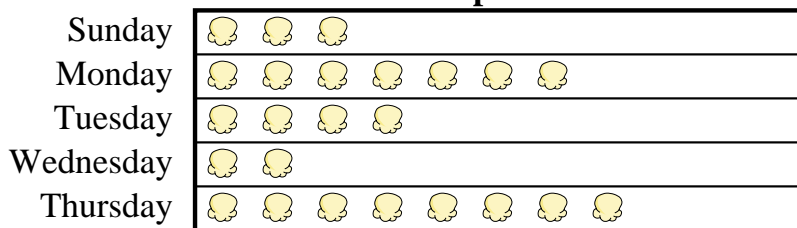
- 1) Which day had the most rain?
- 2) Which day had the least rain?
- 3) Did it rain more on Tuesday or Saturday?
- 4) How much rain was there on Tuesday?
- 5) How much rain was there on Sunday?

Answers

1. _____
2. _____
3. _____
4. _____
5. _____
6. _____
7. _____
8. _____
9. _____
10. _____

A movie theater was tracking the number of small popcorns they sold each day. They organized the information in the pictograph below.

Small Popcorns Sold



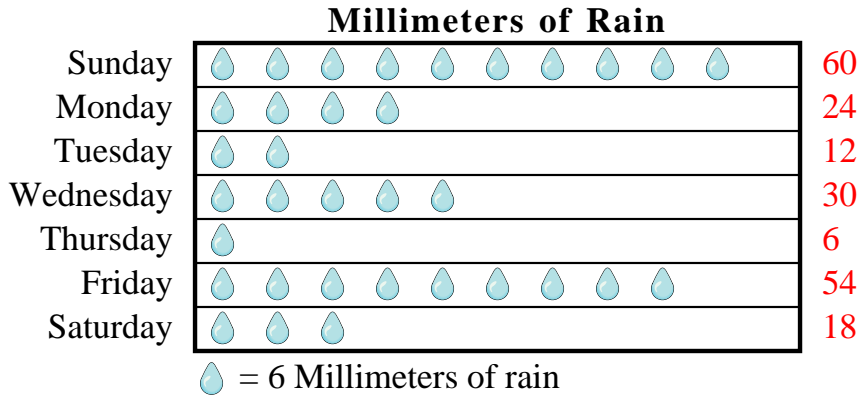
= 3 Bags Sold

- 6) Which day did they sell the most popcorn?
- 7) Which day did they sell the least amount of popcorn?
- 8) Which day did they sell more popcorn, Sunday or Tuesday?
- 9) How many bags did they sell on Tuesday?
- 10) How many bags did they sell on Monday?




Solve each problem.

Mr. Sanders class was performing an experiment to see which day of the week had the most rain. His class recorded their information in the pictograph below.



- 1) Which day had the most rain?
- 2) Which day had the least rain?
- 3) Did it rain more on Tuesday or Saturday?
- 4) How much rain was there on Tuesday?
- 5) How much rain was there on Sunday?

A movie theater was tracking the number of small popcorns they sold each day. They organized the information in the pictograph below.



- 6) Which day did they sell the most popcorn?
- 7) Which day did they sell the least amount of popcorn?
- 8) Which day did they sell more popcorn, Sunday or Tuesday?
- 9) How many bags did they sell on Tuesday?
- 10) How many bags did they sell on Monday?

Answers

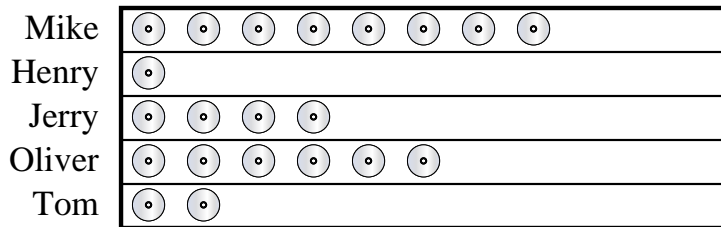
1. Sunday
2. Thursday
3. Saturday
4. 12
5. 60
6. Thursday
7. Wednesday
8. Tuesday
9. 12
10. 21



Solve each problem.

Mike and his friends were comparing the number of movies they owned. They organized the information in the pictograph below.

DVDs owned



= 8 DVDs


- 1) Who owned the largest number of DVDs?
- 2) Who owned the fewest DVDs?
- 3) Who had more DVDs, Tom or Jerry?
- 4) How many DVDs did Mike own?
- 5) How many DVDs did Tom own?

Answers

1. _____
2. _____
3. _____
4. _____
5. _____
6. _____
7. _____
8. _____
9. _____
10. _____

Several students were helping to decorate the school halls by drawing pictures to hang up. The pictograph below shows the number of pictures each student drew.

Pictures Drawn



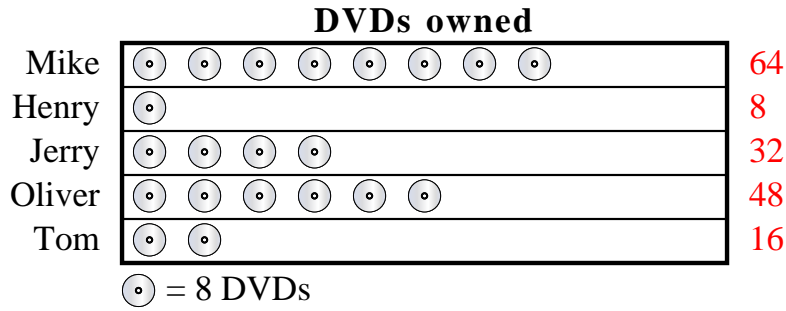
= 4 pictures drawn

- 6) Who drew the most pictures?
- 7) Who drew the fewest pictures?
- 8) Did Henry or Robin draw more pictures?
- 9) How many pictures did Robin draw?
- 10) How many pictures did Gwen draw?



Solve each problem.

Mike and his friends were comparing the number of movies they owned. They organized the information in the pictograph below.

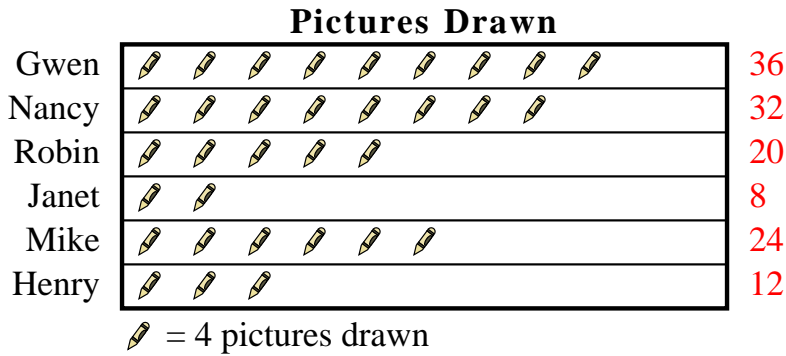


- 1) Who owned the largest number of DVDs?
- 2) Who owned the fewest DVDs?
- 3) Who had more DVDs, Tom or Jerry?
- 4) How many DVDs did Mike own?
- 5) How many DVDs did Tom own?

Answers

1. Mike
2. Henry
3. Jerry
4. 64
5. 16
6. Gwen
7. Janet
8. Robin
9. 20
10. 36

Several students were helping to decorate the school halls by drawing pictures to hang up. The pictograph below shows the number of pictures each student drew.



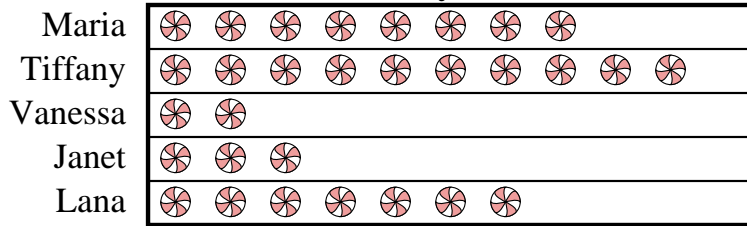
- 6) Who drew the most pictures?
- 7) Who drew the fewest pictures?
- 8) Did Henry or Robin draw more pictures?
- 9) How many pictures did Robin draw?
- 10) How many pictures did Gwen draw?



Solve each problem.

Maria and her friends were comparing the amount of candy they received on Halloween. They recorded their information in the pictograph below.

Candy Haul



= 8 kilograms of candy

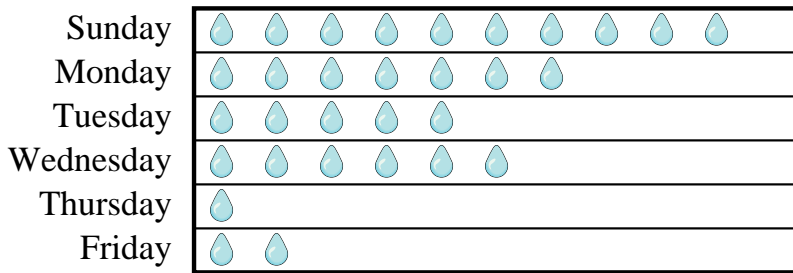
- 1) Who got the most candy?
- 2) Who got the least amount of candy?
- 3) Who got more candy, Janet or Lana?
- 4) How many kilograms of candy did Lana get?
- 5) How many kilograms of candy did Janet get?

Answers

1. _____
2. _____
3. _____
4. _____
5. _____
6. _____
7. _____
8. _____
9. _____
10. _____

Mr. Sanders class was performing an experiment to see which day of the week had the most rain. His class recorded their information in the pictograph below.

Millimeters of Rain



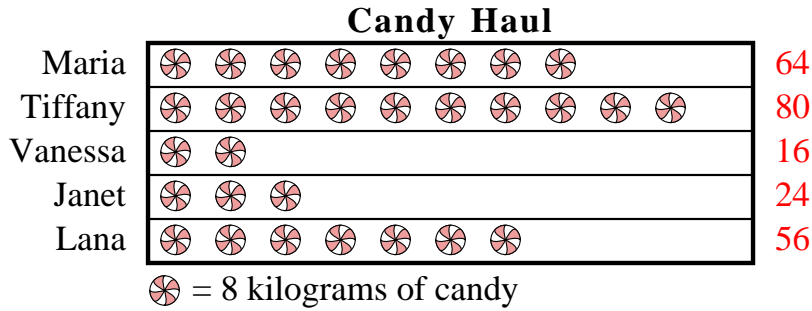
= 3 Millimeters of rain

- 6) Which day had the most rain?
- 7) Which day had the least rain?
- 8) Did it rain more on Friday or Tuesday?
- 9) How much rain was there on Monday?
- 10) How much rain was there on Tuesday?



Solve each problem.

Maria and her friends were comparing the amount of candy they received on Halloween. They recorded their information in the pictograph below.

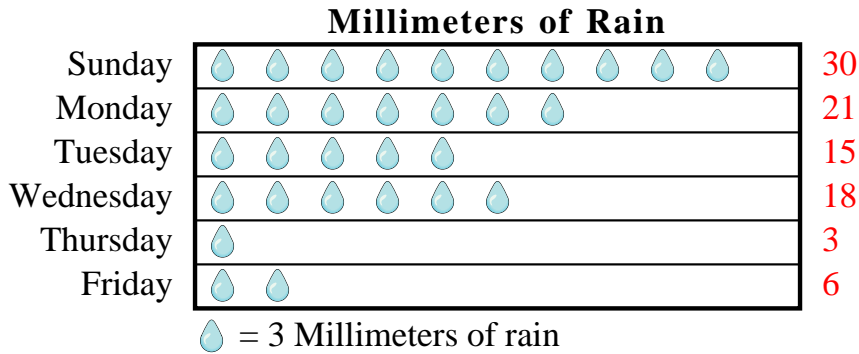


- 1) Who got the most candy?
- 2) Who got the least amount of candy?
- 3) Who got more candy, Janet or Lana?
- 4) How many kilograms of candy did Lana get?
- 5) How many kilograms of candy did Janet get?

Answers

1. Tiffany
2. Vanessa
3. Lana
4. 56
5. 24
6. Sunday
7. Thursday
8. Tuesday
9. 21
10. 15

Mr. Sanders class was performing an experiment to see which day of the week had the most rain. His class recorded their information in the pictograph below.



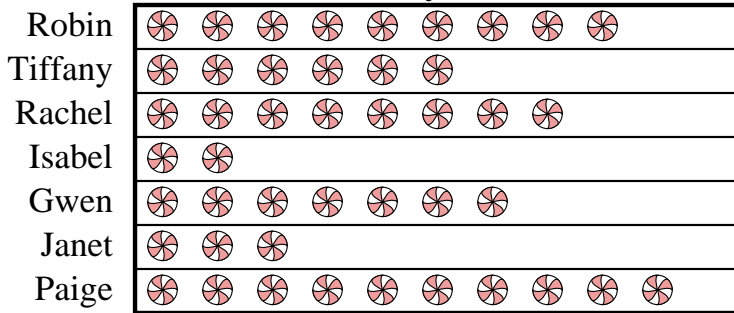
- 6) Which day had the most rain?
- 7) Which day had the least rain?
- 8) Did it rain more on Friday or Tuesday?
- 9) How much rain was there on Monday?
- 10) How much rain was there on Tuesday?



Solve each problem.

Robin and her friends were comparing the amount of candy they received on Halloween. They recorded their information in the pictograph below.

Candy Haul



= 9 kilograms of candy

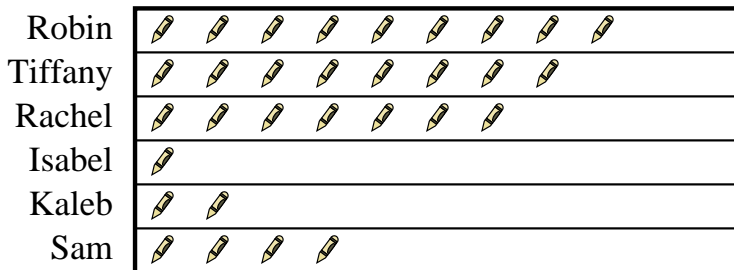
- Who got the most candy?
- Who got the least amount of candy?
- Who got more candy, Janet or Tiffany?
- How many kilograms of candy did Tiffany get?
- How many kilograms of candy did Janet get?

Answers

- _____
- _____
- _____
- _____
- _____
- _____
- _____
- _____
- _____
- _____

Several students were helping to decorate the school halls by drawing pictures to hang up. The pictograph below shows the number of pictures each student drew.

Pictures Drawn



= 6 pictures drawn

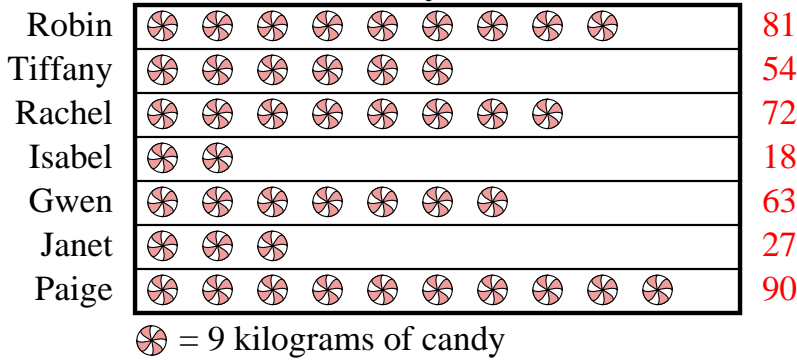
- Who drew the most pictures?
- Who drew the fewest pictures?
- Did Kaleb or Sam draw more pictures?
- How many pictures did Robin draw?
- How many pictures did Isabel draw?



Solve each problem.

Robin and her friends were comparing the amount of candy they received on Halloween. They recorded their information in the pictograph below.

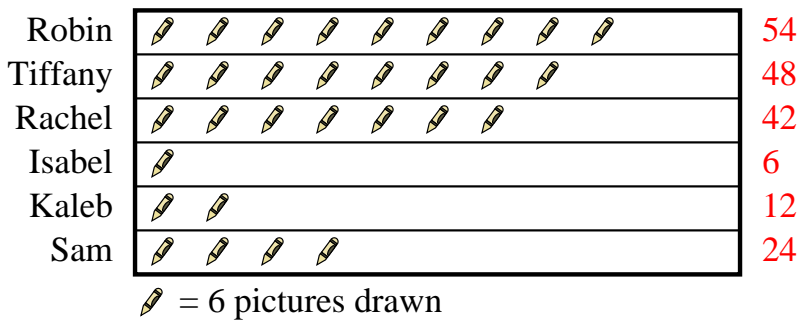
Candy Haul



- Who got the most candy?
- Who got the least amount of candy?
- Who got more candy, Janet or Tiffany?
- How many kilograms of candy did Tiffany get?
- How many kilograms of candy did Janet get?

Several students were helping to decorate the school halls by drawing pictures to hang up. The pictograph below shows the number of pictures each student drew.

Pictures Drawn



- Who drew the most pictures?
- Who drew the fewest pictures?
- Did Kaleb or Sam draw more pictures?
- How many pictures did Robin draw?
- How many pictures did Isabel draw?

Answers

- Paige
- Isabel
- Tiffany
- 54
- 27
- Robin
- Isabel
- Sam
- 54
- 6